

Where design meets functionality.

STAINLESS STEEL CONSTRUCTION

Mixer bodies are made of 304 grade stainless steel.

Stainless steel is not only more durable but is also made from safer composition than the traditional material used in taps and mixers.

Stainless steel is known for its hygiene qualities as its smooth surface resists the harboring of germs and can be re-polished.

SELF RETRACTING SPOUT

This revolutionary new tap, incorporates a fully retractable spout that does away with the long hose & weights that are commonly seen extending out the bottom of traditional taps, that is both tedious and complex to install.

The system is highly compact with a specially tuned spring that smoothly retracts a flexible yet highly durable telescopic tube back into the spout.

Light and effortless feel to extracting the spray head, it remains extended during the entire use and automatically retracts back only when water flow is turned off.

SEALED TAP BODY

In traditional taps, the welded cartridge seats on these taps are known to leak causing the water to run down the hollow tap body down into the cabinet below.

This problem is eliminated by the **XPRESSFIT** sealed tap body construction of the faucet.

NEOPERL AERATORS

Aerators renowned for quality and consistent performance.

Traditional Pullout Tap



XPRESSFIT INSTALLATION MECHANISM

Tap installation has never been easier or faster.

Fixing the mixer to the sink or benchtop takes less than 60 seconds and its all done from above the benchtop.

XPRESSFIT eliminates the challenge of trying to get under and behind the sink to secure the mixer.

All you need is a cordless drill.

EXTRA LONG PEX INLET HOSE

All mixers come with 600mm* length PEX inlet hoses already secured to the mixer body. Its hassle free, saves time and you wont need to get any additional extensions.

In addition PEX gives you reassurance that your drinking water is not being compromised. PEX contains cross linked bonds in the polymer structure, providing outstanding heat and chemical resistance and tensile strength.

QUICK INSTALL NUT

The tool-less solution is another innovation unique to **XPRESSFIT**, allowing you to easily hand tighten the PEX inlet hoses to the water supply.

LOW WATER PRESSURE

Able to operate from incoming water pressure as low as 100kPa onwards.



PUB SINGAPORE'S NATIONAL WATER AGENCY

Valenti Pte Ltd
23 Tagore Lane # 03-06/07 Tagore 23 Warehouse
Singapore 787601
Tel: +65 6453 4650 FAX: +65 6459 3731
Email: inquiry@valenti.com.sg
Website: www.valenti.com.sg

RETRACTABLE KITCHEN FAUCET COLLECTION



Tap installation has never been faster or easier.



Designed & Engineered in Australia






VT1205

VALENTI XPRESSFIT STAINLESS
STEEL 304 RETRACTABLE MIXER
CURVED



Height: 474mm
Projection: 241mm



VT1290GM

VALENTI XPRESSFIT STAINLESS
STEEL 304 RETRACTABLE MIXER




Height: 400mm
Projection: 299mm



VT1220

VALENTI XPRESSFIT STAINLESS
STEEL 304 RETRACTABLE MIXER
CURVED


Height: 402mm
Projection: 212mm



VT1213

VALENTI XPRESSFIT STAINLESS
STEEL 304 RETRACTABLE MIXER
CURVED

Height: 480mm
Projection: 235mm



XPRESSFIT FEATURES

304 Stainless Steel Body
XPRESSFIT Mechanism
PEX Inlet Hoses
Retractable Spout

5
years
warranty

5 years warranty
on parts, 1st year
with labour.



VT1214

VALENTI XPRESSFIT STAINLESS
STEEL 304 RETRACTABLE MIXER
CURVED

Height: 480mm
Projection: 222mm

